

Congratulations on purchasing your Kramer Passive Wall Plate devices and/or dual insert devices. These passive devices pass the signal to a set of terminal block connectors as defined in [Figure 4](#). They are ideal for applications such as board, conference and training rooms, presentation systems, and home theater.

The **WPX-3** is a 1 gang **wall plate insert** that has one PC (UXGA) input on a 15-pin HD computer graphics video connector:

Destination: Belgium and Germany

Destination: England and the rest of Europe (excluding Belgium and Germany)

Destination: United States

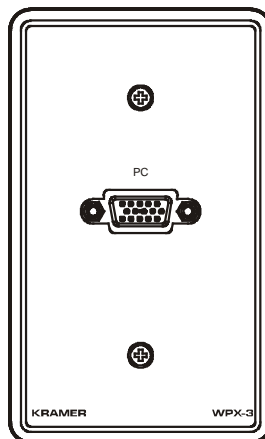
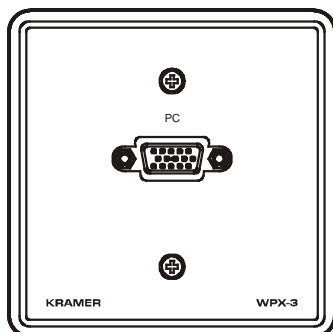
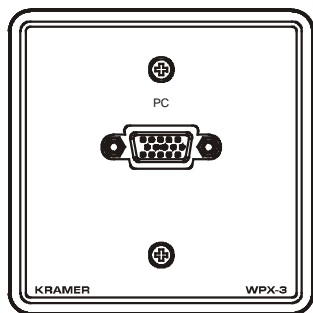


Figure 1: WPX-3 Front Panel

The **WX-3** is a **dual insert** that has one PC (UXGA) input on a 15-pin HD computer graphics video connector:

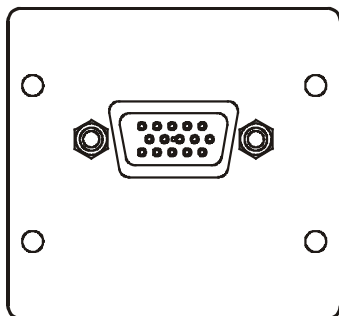


Figure 2: WX-3 Front Panel

The **WXA-3** is a 1 gang **wall plate insert** that has one PC (UXGA) input on a 15-pin HD computer graphics video connector and a 3.5mm mini jack stereo audio connector:

Destination: Belgium and Germany

Destination: England and the rest of Europe (excluding Belgium and Germany)

Destination: United States

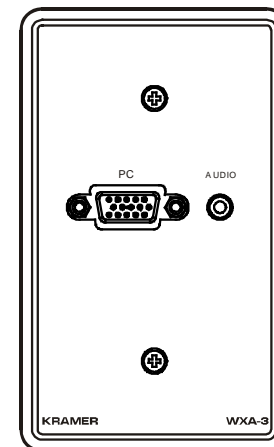
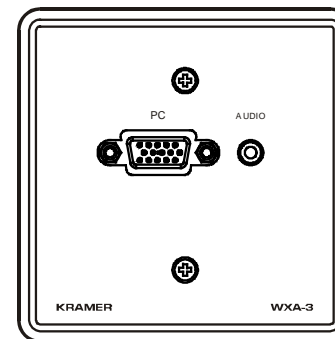
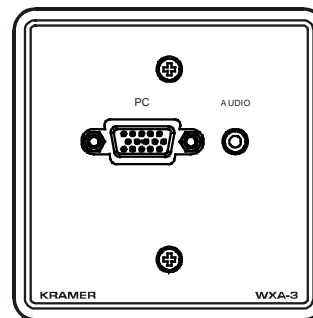


Figure 3: WXA-3 Front Panel

DDC Support

When establishing a VGA connection between a PC or laptop and a display device, a set of parameters known as EDID is exchanged between them, which is carried over the DDC channel. In some PC graphic cards and laptops, this information exchange is essential for proper VGA OUT operation.

Defining EDID

The Extended Display Identification Data (EDID, defined by a standard published by the Video Electronics Standards Association (VESA)) is a data-structure, provided by a display, to describe its capabilities to a graphics card (that is connected to the display's source). The EDID enables the PC or laptop to "know" what kind of monitor is connected to the output. The EDID includes the manufacturer's name, the product type, the timing data supported by the display, the display size, luminance data and (for digital displays only) the pixel mapping data.

[Figure 4](#) illustrates the pinout of the rear panel of **WPX-3**, **WX-3** and **WXA-3**, respectively. The SDA (Serial Data) and SCL (Serial Clock) terminal blocks pass the EDID information via pins 12 and 15 on the 15-pin HD connector, respectively. We recommend that you use the Kramer 15-pin HD installation cable with EDID, C-GM/XL, available via our Web site at <http://www.kramerelectronics.com>.

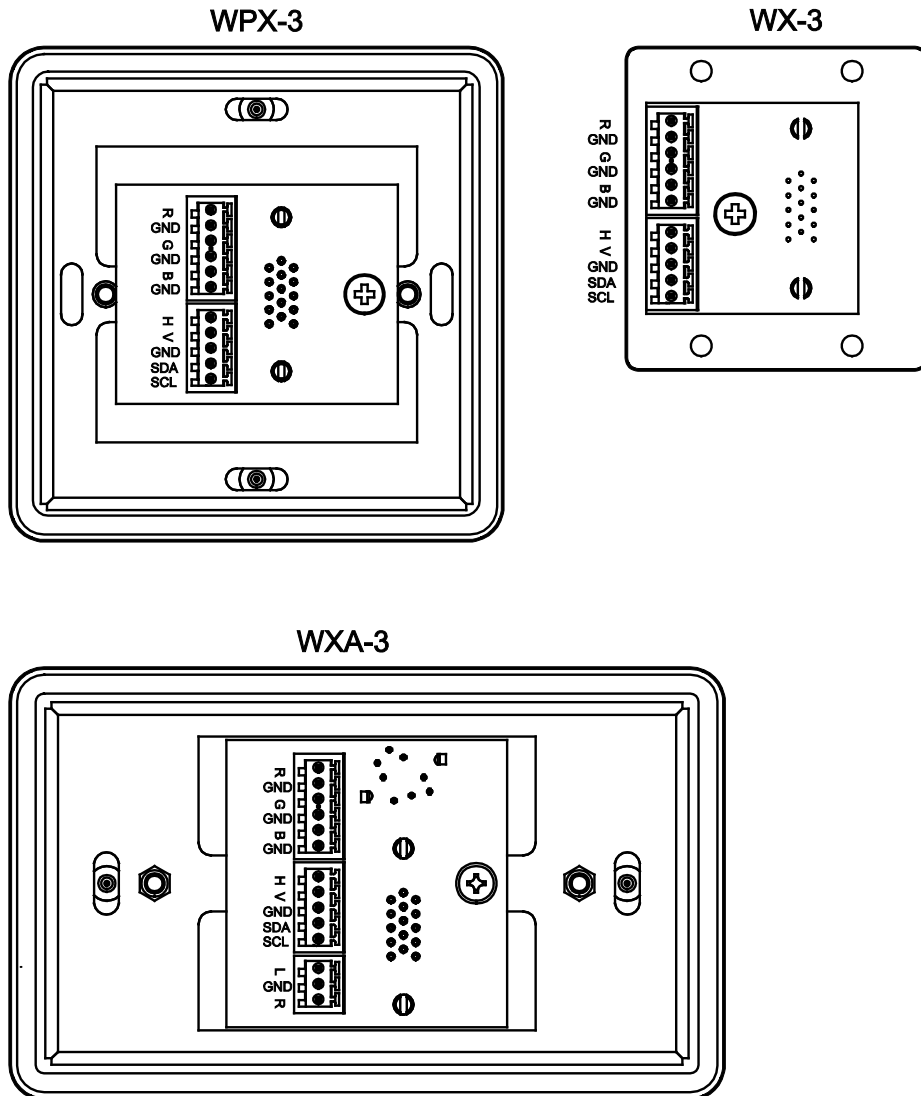


Figure 4: Pinout on Rear Panel



Passive Wall Plate Device:

WPX-3
WX-3
WXA-3

For the latest information on our products and a list of Kramer distributors, visit our Web site: www.kramerelectronics.com



Kramer Electronics, Ltd.
 Web site: www.kramerelectronics.com
 E-mail: info@kramerel.com
 P/N: 2900-000683 REV 1