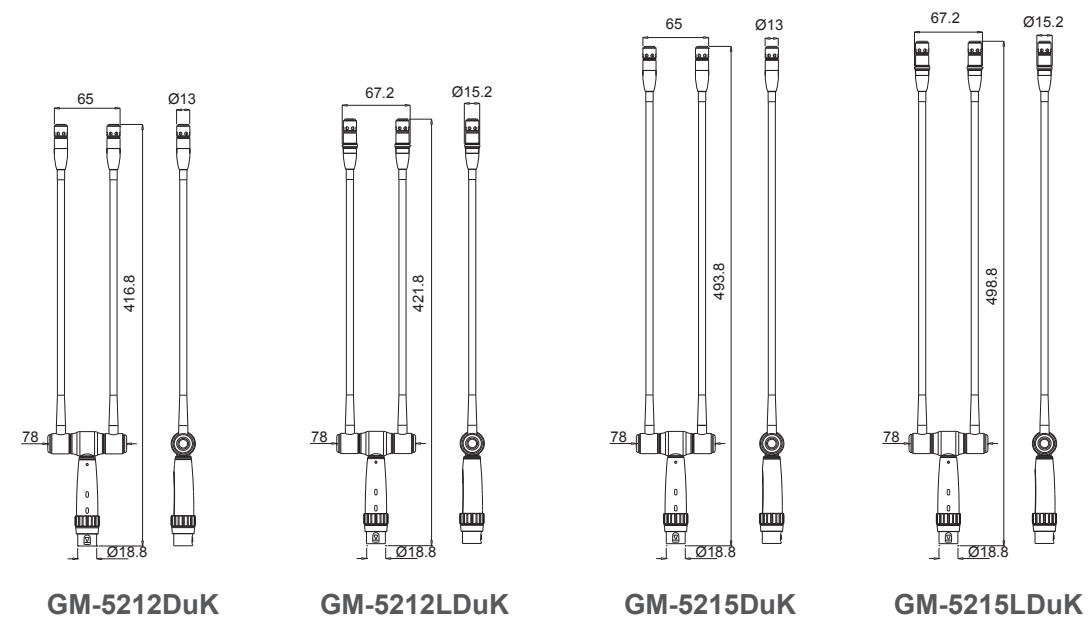
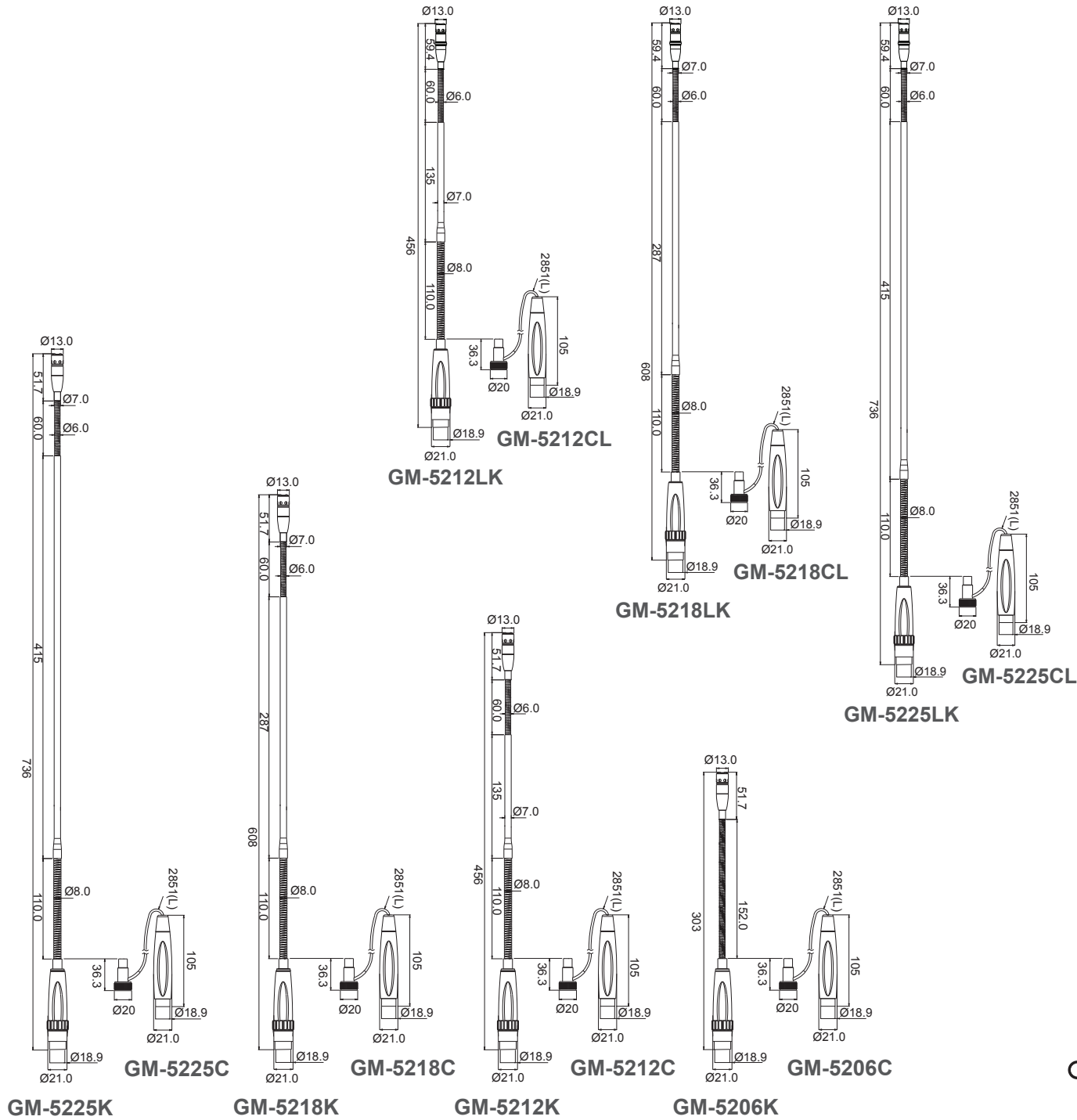


INSTRUCTION MANUAL



GM Series Gooseneck Microphones



Features:

- The series are wide-range condenser microphones with supercardioid polar pattern, that they are optimal for speech and other demands in sound pickup situation.
- Screw-in type gooseneck microphones feature an additional 3m cable, offering extended length for greater positioning range.
- Plug-in type gooseneck microphones feature a 3P XLR connector, allowing it to be plugged directly into a matching panel jack or cable connector.
- The small diameter gooseneck permits high flexibility in proper position, and multiple gooseneck length is able to match different requirement.
- -10dB attenuation and 80Hz low cut are provided for best acoustical performance.

Installation:

GM-5206C/GM-5212C/GM-5218C/GM-5225C

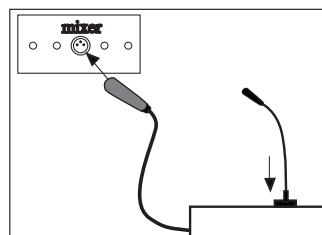
GM-5206CL/GM-5212CL/GM-5218CL/GM-5225CL

1. Equipped with built-in power module, that an external 9V ~ 52V phantom power is required.
2. Screw microphone flange tightly onto a mounting stud of floor stand or conference table and make suitable cable length. (figure 1)
3. Adjust gooseneck for aiming the microphone toward the proper sound source. (figure 3)
4. Slip on windscreen over the microphone head to control breath and popping noise. (figure 4)

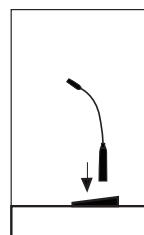
GM-5206K/GM-5212K/GM-5218K/GM-5225K

GM-5212LK/GM-5218LK/GM-5225LK/GM-5212DuK/5212LDuK/GM-5215DuK/5215LDuK

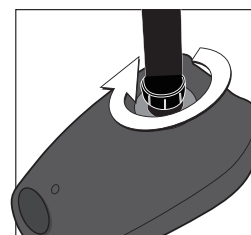
1. Equipped with built-in power module, that an external 9V ~ 52V phantom power is required.
2. Plug connector directly into a 3P panel jack on floor stand or conference table. (Figure 2)
3. Tighten the screw. (Figure 3)
4. Adjust gooseneck for aiming the microphone toward the proper sound source.(Figure 4)
5. Slip on windscreen over the microphone head to control breath and popping noise. (Figure 5)




(Figure 1)



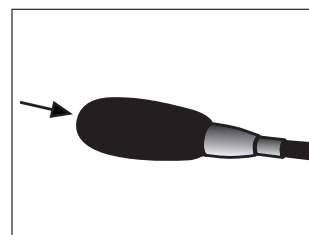
(Figure 2)



(Figure 3)



(Figure 4)



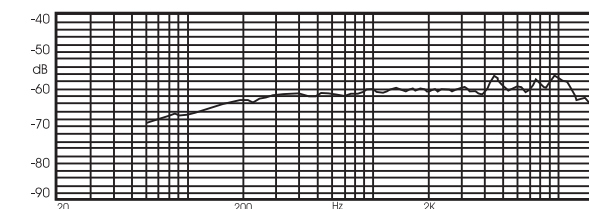
(Figure 5)

Specification:

Capsule type: Electret Condenser

(for GM-5200LK/GM-5200CL series)

Type..... Back Electret Condenser
 Frequency Response.. 80 ~ 18,000Hz
 Polar Pattern..... Supercardioid
 Output Connector..... XLR(M) type (power module) :
 GM-5206LK/GM-5212LK/GM-5218LK/GM-5225LK
 Screw 5/8" *27 :
 GM-5206CL/GM-5212CL/GM-5218CL/GM-5225CL
 Sensitivity (at 1,000Hz) -58dB(1mV)
 Impedance..... 220Ω
 Max. SPL for 1% THD... 125dB

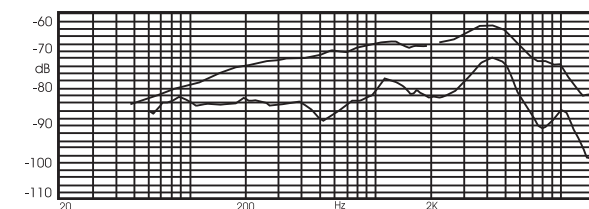


Condenser Frequency response

Capsule type: Electret Condenser

(for GM-5200K Condenser/GM-5200C series)

Type..... Back Electret Condenser
 Frequency Response.. 80 ~ 18,000Hz
 Polar Pattern..... Supercardioid
 Output Connector..... XLR(M) type (power module) :
 GM-5206K/GM-5212K/GM-5218K/GM-5225K
 Screw 5/8" *27 :
 GM-5206C/GM-5212C/GM-5218C/GM-5225C
 Sensitivity (at 1,000Hz) -60dB(1mV)
 Impedance..... 220Ω
 Max. SPL for 1% THD.. 125dB

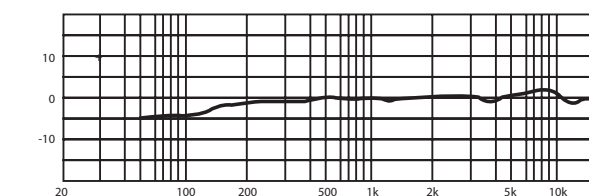


Dynamic Frequency response

Capsule type: Electret Condenser

(for GM-5212DuK/GM-5215DuK/GM-5212LDuK/GM-5215LDuK)

Type..... Electret Condenser
 Frequency Response..... 80~18,000 Hz
 Directional Pattern..... Supercardioid
 Sensitivity..... -56±3 dB* (1.58mV) *0dB=1V /μbar
 Impedance..... 220Ω
 Max. SPL for 1% T.H.D. 125 dB
 Attenuation Switch..... -10db
 Low Frequency Roll-off 80Hz
 Output Connector..... 3P XLR-M type(power module)
 Power Supply..... 9-52 VDC Phantom power
 (LED standard operation voltage 48V) for 5212LDuK/5215LDuK
 Length..... 417mm GM-5212DuK/5212LDuK
 494mm GM-5215DuK/5215LDuK



Accessories:

Model Variations:

Windscreen	6" (152mm)	GM-5206K/GM-5206C/GM-5206LK/GM-5206CL
	12" (305mm)	GM-5212K/GM-5212C/GM-5212LK/GM-5212CL
	12" (417mm)	GM-5212DuK/5212LDuK
	15" (494mm)	GM-5215DuK/5215LDuK
	18" (608mm)	GM-5218K/GM-5218C/GM-5218LK/GM-5218CL
	25" (635mm)	GM-5225K/GM-5225C/GM-5225LK/GM-5225CL