




**TSD-ZDC**  
**Audio Impedance Combiner/Divider**



1601 Jack McKay Blvd • Ennis, Texas 75119 U.S.A.  
Telephone: 800.876.3333 • Fax: 800.765.3435



## Description

The Atlas Sound TSD-ZDC is a universal impedance divider/combiner for passively summing or splitting of mic or line level signals. Features include four balanced 10K $\Omega$  and four balanced 150 $\Omega$  inputs/outputs that may be passively split or combined in any arrangement.

Typical applications include:

- Passive summation of multiple 150 $\Omega$  mics or stereo 10K $\Omega$  sources
- Passive splitting of 150 $\Omega$  or 10K $\Omega$  input sources to multiple outputs

The TSD-ZDC is part of a full line of Atlas Sound Time Saving Devices. These compact (1.5" x 4" x 2.75") units are designed to solve some of the common audio system problems in the easiest and in the most efficient and cost-effective way. All models are made from high quality components and include removable individual I/O connectors for quick and precise wiring, separate ground terminals for all I/Os assuring secured connections, and allows easy standalone mounting with either included Velcro/mounting brackets or can be rack mounted with an optional rack adapter kit that can hold up to four TSD devices in a 1RU space.

## Features

- 1 In x 3 Out, 2 In x 2 Out, 150 $\Omega$  Input/Outputs
- 1 In x 3 Out, 2 In x 2 Out, 10K Input/Outputs
- Split or Combine Any Signal
- RF Filtering on All Inputs
- Individual Input Grounds
- Removable I/O Connectors
- No External Power Required
- Compact Chassis Design

## Audio Applications

- Combine up to 3 Microphones to One Output
- Divide a Single Microphone Signal to Three Mic Outputs
- Combine Stereo Signals Into a Mono Signal
- Divide a Mono Line Level Signal to a Simulated Stereo Signal
- Add a Zone

## Installation

- Government buildings
- Medical Facilities
- Office Environments
- Churches
- Restaurants
- Schools
- Industrial Facilities
- House of Worship



**Atlas  
Sound**

1601 Jack McKay Blvd. • Ennis, Texas 75119 U.S.A.  
Telephone: 800.876.3333 • Fax: 800.765.3435

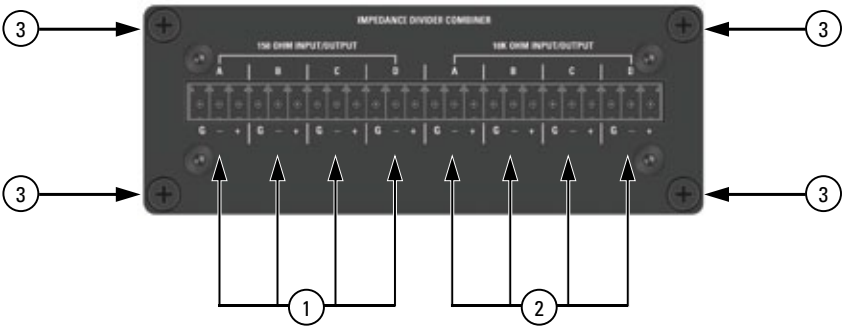


Front Panel Description



1. **Bracket Retainer Points** - Each TSD includes two mounting brackets for securing the TSD to a cabinet or wall. Remove screws and align the bracket with the panel hole before firmly tightening the screws.

Rear Panel Description



TSD Input/Output connections are removable for easy system wiring. The connector has a 3.5mm pitch between pins.

1. **150 Ohm Balanced Input/Output Connectors** - Connect low impedance inputs and outputs to the (+), (-), and (G) terminals. Note the polarity of the device(s) you connect to the TSD-ZDC, reversing the polarity can cause sound quality issues.
2. **10K Ohm Input/Output Connectors** - Connect high impedance inputs and outputs to the (+), (-), and (G) terminals. Note the polarity of the device(s) you connect to the TSD-ZDC, reversing the polarity can cause sound quality issues.
3. **Cable Management Retainer Points** - Each TSD includes two cable retainer straps for securing the included cable management retainers. Remove one of the rear panel screws, align the panel hole with a retainer and firmly tighten the screws.



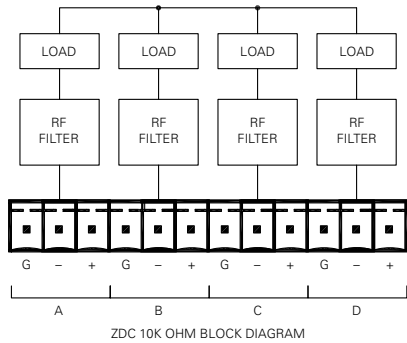
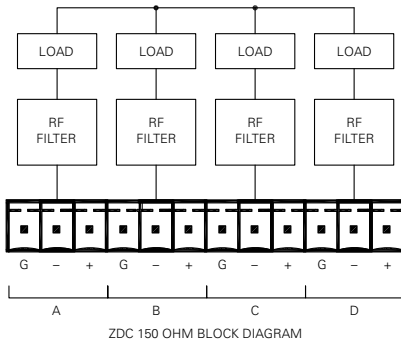


## Mounting

There are three ways to securely mount this TSD:

1. Velcro™ - Each unit includes industrial grade Velcro™ with adhesive backing to adhere to any flat surface.
2. Brackets - Each unit includes two mounting brackets to secure to a cabinet or wall.
3. Rack Mount Panel - The optional TSD-RMK rack mount panel supports up to four TSDs in a 1RU space.

## Block Diagram





**Specifications**

Description	Audio Impedance Combiner/Divider
Chassis Color	Black
Chassis Material	Aluminum
<b>Inputs/Outputs</b>	
150Ω Network	Qty4, Passive Balanced Networks, Any Channel Can Be Used for Input or Output
10KΩ Network	Qty4, Passive Balanced Networks, Any Channel Can Be Used for Input or Output
Connection	Removable 3 Position Captive Screw 3.5mm Spacing
<b>Electrical</b>	
Isolation	Passive
Filters	RF
Frequency Response	20Hz - 20kHz (-1dB)
<b>Mounting</b>	
Velcro™	Industrial Grade, Included
Brackets	Qty 2, Included
TSD-RMK	Optional 1 RU Rack Mount Panel (Supports 4 TSD Units)
Cable Retainer	Qty 2, Included
<b>Power Requirements</b>	
None	Passive
Dimensions	H 1.5" (39mm) x W 4" (101mm) x D 2.75" (70mm)
Weight	6oz, .165kg









## Limited Warranty

All products manufactured by Atlas Sound are warranted to the original dealer/installer, industrial or commercial purchaser to be free from defects in material and workmanship and to be in compliance with our published specifications, if any. This warranty shall extend from the date of purchase for a period of three years on all Atlas Sound products, including SOUNDOLIER brand, and ATLAS SOUND brand products except as follows: one year on electronics and control systems; one year on replacement parts; and one year on Musician Series stands and related accessories. Additionally, fuses and lamps carry no warranty. Atlas Sound will solely at its discretion, replace at no charge or repair free of charge defective parts or products when the product has been applied and used in accordance with our published operation and installation instructions. We will not be responsible for defects caused by improper storage, misuse (including failure to provide reasonable and necessary maintenance), accident, abnormal atmospheres, water immersion, lightning discharge, or malfunctions when products have been modified or operated in excess of rated power, altered, serviced or installed in other than a workman like manner. The original sales invoice should be retained as evidence of purchase under the terms of this warranty. All warranty returns must comply with our returns policy set forth below. When products returned to Atlas Sound do not qualify for repair or replacement under our warranty, repairs may be performed at prevailing costs for material and labor unless there is included with the returned product(s) a written request for an estimate of repair costs before any nonwarranty work is performed. In the event of replacement or upon completion of repairs, return shipment will be made with the transportation charges collect.

EXCEPT TO THE EXTENT THAT APPLICABLE LAW PREVENTS THE LIMITATION OF CONSEQUENTIAL DAMAGES FOR PERSONAL INJURY, ATLAS SOUND SHALL NOT BE LIABLE IN TORT OR CONTRACT FOR ANY DIRECT, CONSEQUENTIAL OR INCIDENTAL LOSS OR DAMAGE ARISING OUT OF THE INSTALLATION, USE OR INABILITY TO USE THE PRODUCTS. THE ABOVE WARRANTY IS IN LIEU OF ALL OTHER WARRANTIES INCLUDING BUT NOT LIMITED TO WARRANTIES OF MERCHANTABILITY AND FITNESS FOR A PARTICULAR PURPOSE.

Atlas Sound does not assume, or does it authorize any other person to assume or extend on its behalf, any other warranty, obligation, or liability. This warranty gives you specific legal rights and you may have other rights which vary from state to state.

## Service

Should your Atlas TSD require service, please contact the Atlas Sound warranty department at 1-877-689-8055, ext. 1274 to obtain an RA number.

Atlas Sound Tech Support can be reached at 1-800-876-3333.

Visit our website at [www.AtlasSound.com](http://www.AtlasSound.com) to see other Atlas products

©2010 Atlas Sound L.P. All rights reserved. Atlas Sound is a trademark of Atlas Sound L.P.  
All other trademarks are the property of their respective owners. ATSO03948 RevA 9/10



**Atlas  
Sound**

1601 Jack McKay Blvd. • Ennis, Texas 75119 U.S.A.  
Telephone: 800.876.3333 • Fax: 800.765.3435