

ONERack_{patent pending} chassis

Installation Guide V1.20

MNL-1RK-CHASSIS V1.20


Oct 2016

In this guide

In the box	1
Building the chassis	2
Contact us	5

In the box

2 side panels (identical)



6 mounting rails






4 Bolt strips



24 M4 screws



1 M6 rack mounting kit

- 4 
- 4 
- 4 



In the unlikely event that a component is missing or damaged, please contact tech.usa@tvone.com or tech.europe@tvone.com.

Tools

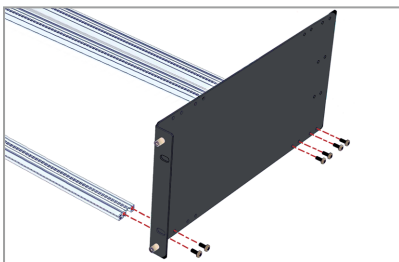
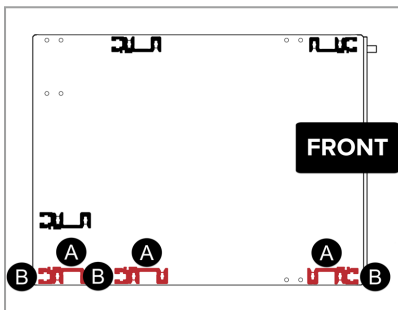
Pozidriv® PZ2 crosshead screwdriver

Building the chassis

1. Position the three lower rails with:
 - A. The numbers facing upwards
 - B. The space for the bolt strip facing outwards

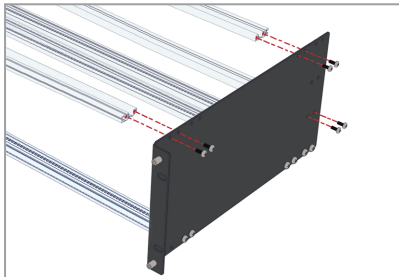
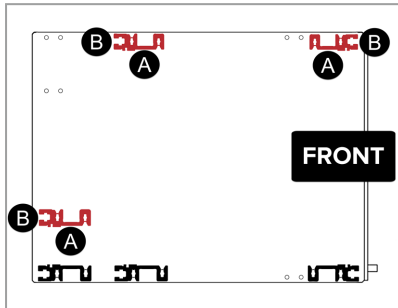


Use M4 screws to connect the rails to the side panel.

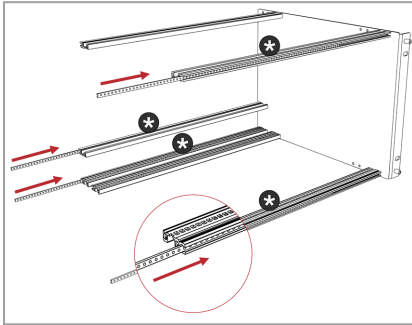
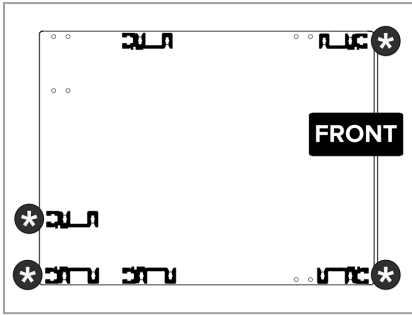


2. Position the three upper rails with:
 - A. The numbers facing downwards
 - B. The space for the bolt strip facing outwards

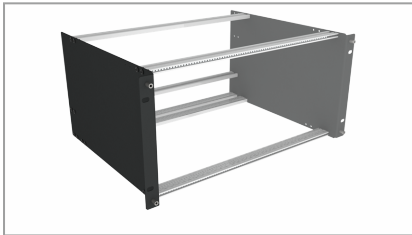
Use M4 screws to connect the rails to the side panel.



3. Slide an M3 bolt strip into each of the four mounting rails shown here.



4. Use the remaining 12 M4 screws to connect the other side panel to the mounting rails.



Contact us

tvONE NCSA

North, Central, and South America

📍 2791 Circleport Drive, Erlanger, KY 41018, USA

☎ Tel +1 859-282-7303

Fax +1 859-282-8225

✉ Sales: sales@tvone.com

Support: tech.usa@tvone.com

tvONE EMEA

Europe, Middle East, Africa, and Asia Pacific

📍 Continental Approach, Westwood Industrial Estate, Margate,
Kent, CT9 4JG, UK

☎ Tel +44 01843 873311

Fax +44 01843 873312

✉ Sales: sales.europe@tvone.com

Support: tech.europe@tvone.com

www.tvone.com info@tvone.com

Information in this document is subject to change without notice. No part of this publication may be reproduced, stored in a retrieval system, or transmitted in any form or any means electronic or mechanical, including photocopying and recording for any purpose other than the purchaser's personal use without the written permission of tvONE.

Copyright © 2016 tvONE. All rights reserved.



See our full range of scalers and video processors at
www.tvone.com

