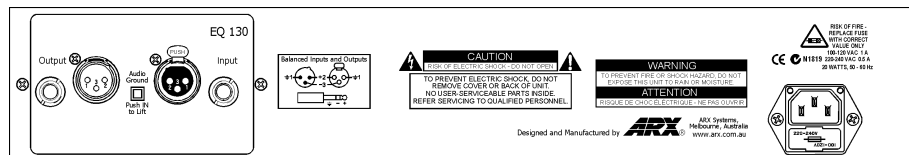
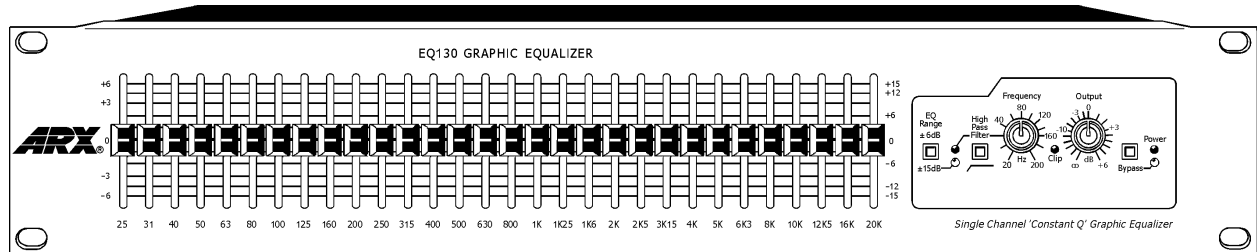


EQ130



SINGLE CHANNEL 'CONSTANT Q' THIRD OCTAVE GRAPHIC EQUALIZER



Building on 20 years of EQ design and manufacture, ARX once again redefines the standard for Graphic Equalizers!

The ARX EQ130 is a single channel 30 band graphic equalizer designed for applications where a stereo equalizer is not required. It is built to the same exacting standards as our dual channel EQ260, and is neatly housed in a compact 2 RU all steel chassis.

Quality you can feel

On the satin grey steel front panel there are 30 of our new **Extended Resolution** long throw, centre grounding sliders, switchable to either $\pm 15\text{dB}$ or $\pm 6\text{dB}$ for the ideal combination of high fader resolution and maximum cut and boost.

As well, there is a Gain recovery control with up to $+10\text{ dB}$ of gain; a Clip LED to indicate circuit overload, a switchable, sweepable 20-200Hz High Pass filter, and an IN/OUT hardwire bypass switch which removes the EQ130 from the signal path.

Accurate Constant Q Circuitry

Internally, the EQ130 features innovative Constant Q circuitry. The primary visual benefit of this is the graphical representation of the sliders on the front panel more accurately reflects the changes you make to the sound, as compared to traditional EQ designs.

In other words, **'what you see is what you get.'** Combine this circuitry with the 30 individual filters in the EQ130, and you have an equalizer that is unsurpassed for total accuracy.

Additionally, at the 0dB slider position each filter is, in effect, removed from the circuit to further enhance the EQ130's low noise figures.

Balanced Inputs and Outputs

On the rear panel, the EQ130 has a true differential Balanced Input and Servo Balanced Output, on both XLR as well as convenient TRS jack connectors.

There is also an audio ground lift switch to isolate the audio ground from the chassis ground.

Universal AC Power

AC power range is a universal 100 to 120V or 220 to 240V AC, and is connected to the unit via a removable power lead and standard 3 pin IEC connector, with built-in fuse and voltage switch.

At ARX, we know that there's no shortage of other Equalizers out there. But we believe the ARX EQ130 delivers superlative, uncompromising audio quality that will truly enhance any pro audio application.

Its accuracy, compact High Density design, and most of all its superb sound quality make it the single channel graphic equalizer of choice for demanding engineers around the world.

Features

- ➔ Flawless performance in any audio environment
- ➔ XR *Extended Resolution* long throw faders
- ➔ Ultra low noise 'Constant Q' circuitry
- ➔ Balanced Inputs and Outputs on XLR and Jack connectors
- ➔ Switchable 6dB or 15dB cut and boost
- ➔ Sweepable High Pass filter 20-200Hz
- ➔ Audio Ground lift switch on rear
- ➔ Intuitive controls
- ➔ User friendly layout

Specifications

Input Impedance

Balanced 40 Kohms
Unbalanced 20 Kohms

Input Headroom

+ 23 dB

CMRR

>55 dB, 20 Hz—20 KHz

Output Impedance

Balanced 300 ohms
Unbalanced 150 ohms

Output Level (Max)

+ 23 dB

Frequency Response

10Hz-20KHz±0.25dB

Signal to Noise ratio

-93 dB Unweighted
-98 dB 'A' weighted

Distortion

.0035% THD, 0dB, 1KHz

Dynamic Range

116 dB

High Pass Filter

Sweepable 20–200Hz

Input Connector type

XLR: Pin 2 +, Pin 3–
Pin 1 Ground

Balanced Jack: Tip +,
Ring–, Sleeve Ground

Output Connector type

XLR, Balanced Jack
wired as above

AC Requirements

100-120, 220/240 V AC
50-60 Hz, 18 VA

Weight

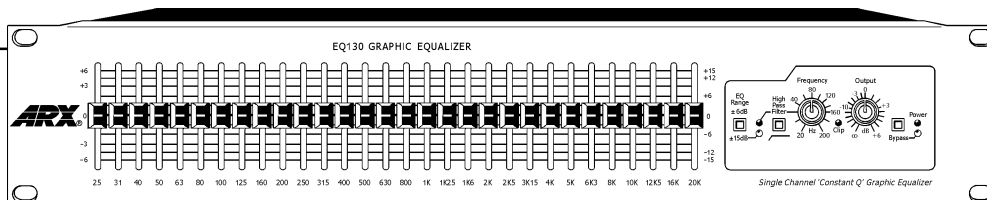
9lbs/4Kg

Dimensions

19"W x 3½"H x 8"D
482 x 89 x 205mm

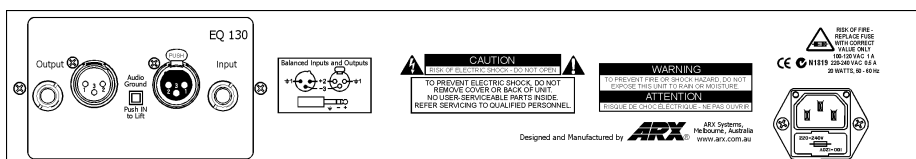


Our policy is one of continuous improvement, and therefore designs may change without notice. However, unless otherwise stated, specifications will always equal or exceed those previously given.



Front Panel

- 30 x 60mm Extended Resolution long throw, centre grounding sliders on ISO standard frequencies, 25 Hz to 20 KHz
- Infinity through to +10dB Gain control
- LED clipping indicator
- 20 - 200Hz sweepable High Pass filter
- High Pass filter bypass switch and LED
- 15 or 6 dB EQ Cut/Boost range switch and LED
- Hardwire EQ Active switch and LED
- AC power indicator LED



Rear Panel

- Balanced Inputs and Outputs, on both XLR and TRS jack connectors.
- Audio Ground Lift switch
- AC input connector, with voltage switch and fuse.

ARX Systems are based in Melbourne, Australia, where all ARX Products are assembled and tested in our 'state-of-the-art' manufacturing facility

For over 20 years ARX has designed, manufactured and supported Audio Products for Professional users and applications worldwide

Architectural Specifications

The Graphic Equalizer shall be a single channel unit in a steel chassis eight inches (205mm) deep and two RU high, with a steel front panel.

It shall have 30 x 60mm (45mm travel) centre grounding sliders on standard ISO frequencies, from 25 Hz to 20 KHz. At the 0 point each slider shall be grounded, and effectively removed from the circuit.

It shall also have a hardwire Bypass switch on the front panel, a High Pass filter sweepable between 20 and 200 Hz, and a range switch to change the maximum cut or boost between ± 15dB and ± 6dB. There shall also be an LED to indicate the onset of clipping. In addition, each channel shall have a rotary Gain control, from infinity through 0dB to + 10dB gain.

The equalizer shall have electronically Balanced inputs and outputs, on both TRS jack and XLR type connectors, with passive RFI filters and an Input impedance of 20 Kohms (10 Kohms unbalanced). The Input headroom shall be + 23dB, with a CMRR of better than 55dB, and the fre-

quency response shall be 10 Hz to 20 KHz, ± 0.25dB. The Output impedance shall be 300 ohms (150 unbalanced), and the maximum Output level shall be + 23dB, with a Signal to Noise ratio of better than -98dB 'A' weighted (-93dB unweighted). Total Harmonic Distortion shall be .0035% @ 0dB, 1 KHz, and the unit shall have a dynamic range of 116dB. On the rear panel there shall also be an audio ground lift switch.

AC Power shall be supplied via a removable mains cable, connecting to an IEC connector with an integral fuse and voltage change switch on the unit's rear panel.

The single channel Graphic Equalizer shall be the ARX EQ130.

Specifications available on CD ROM.
Latest updates available at:
www.arx.com.au



ARX Systems Pty Ltd; PO Box 15, Moorabbin, Victoria 3189, Australia
Phone: 03 9555 7859 Fax: 03 9555 6747 International Fax +61 3 9555 6747
Email: info@arx.com.au Internet: www.arx.com.au